


Quick Start Guide

PT11



v3.0, May 2024

Copyright © 2024 Point Mobile Co., Ltd. All rights reserved.

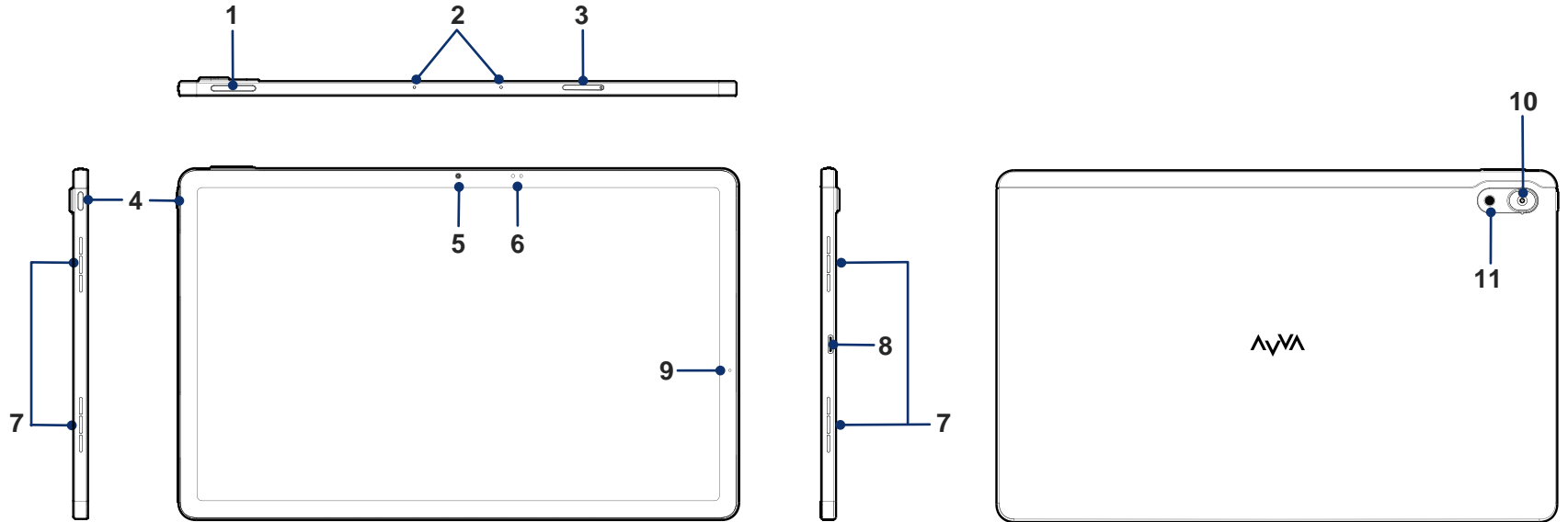
Point Mobile Co., Ltd. is the designer and manufacturer of mobile handheld devices.

The Point Mobile logo is a registered trademark and symbol of Point Mobile Co., Ltd.

Features and specifications are subject to change without prior notice.



Tablet Parts



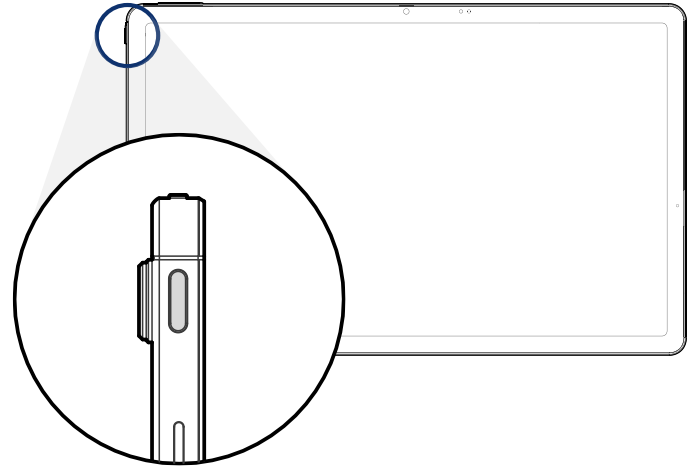
1. Volume buttons
2. Microphones
3. Card tray
4. Power button
5. Front camera
6. Sensors
7. Speakers
8. USB connector
9. LED indicator

10. Rear camera
11. Flashlight

Product Standard Accessories

- PT11
- USB type C cable (C to C)
- Card tray eject pin

Turning on / off



Turn on

Press and hold the power button on the upper-left side of the tablet until the screen is turned on.

Turn off

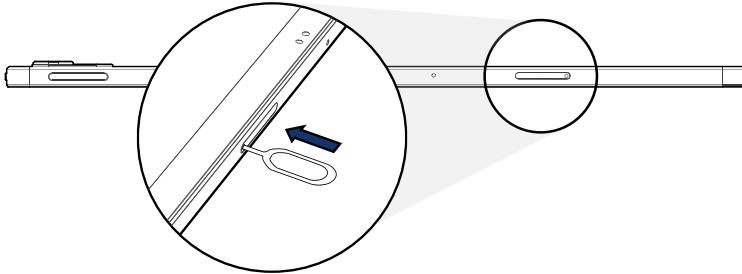
When the display is on, **press and hold the power button and volume up button simultaneously** to show the power menu.

Then, tap **Power off**.

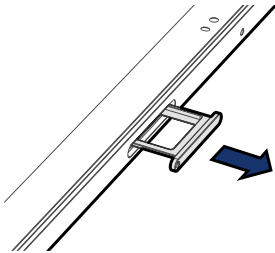
Install SD / SIM Card

PT11 supports micro SD card and nano SIM card.
(The nano SIM card is only available on the LTE SKU.)

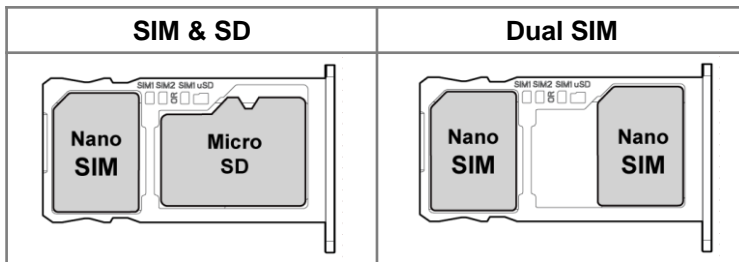
1. Insert and push the card tray eject pin to the card tray hole.



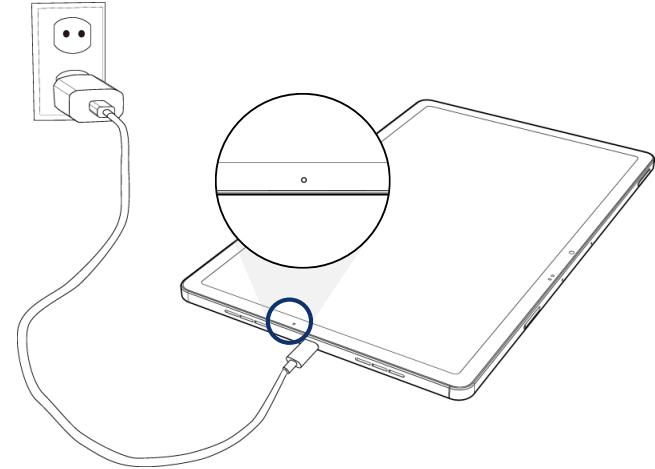
2. When card tray is popped, gently pull the tray out.



3. Put the card with the gold contacts facing down, and insert the card tray into the tablet again.



Charging the Tablet



1. Plug the USB type C cable to a charger.
PT11 Rated: 5V 3A / 9V 2.22A
2. Connect the cable to the USB connector of the PT11.
3. Provide power by plugging the charger to the wall socket.
4. Confirm the charging with the LED indicator.
(Red: charging / Green: Fully charged)

< Caution >

1. You must use a charger with a power supply of the same rating as the tablet's. And always use an original cable from Point Mobile. Other chargers and cables may damage the PT11. The tablet warranty does not cover any damage caused by the usage of improper power supplies.
2. Make sure the charger and cable are not wet.
3. Charge in temperatures from 0°C to 45°C.